



lumini Solucoes em Iluminacao LTDA
www.lumini.com.br
Email: laboratorio@lumini.com.br
Tel: +55 11 3437-5555 Fax: +55 11 3437-5555
Address: Rua Ferreira Viana, 716 - Socorro - São Paulo/SP

lumini

LumCAT:

Luminaire: micro concentra r e fc

LampCAT: modulo led 4W 30K irc 90

Ballast type: led driver 700mA

Report No:

Voltage(V): 127.9100

Test No:

Current(A): 0.0830

Number of Lamps: 1

Power (W): 5.2970

Lamp flux(lm): 429.0

PF: 0.5020

Length(mm): 12

Width(mm): 12

Phm Type: C

Height(mm): 0

Photometric Results

Lumens(lm): 116.31, Efficiency(%): 27.11% , Luminous Efficacy(lm/W): 21.96

Central intensity(cd): 511.891, Maximum intensity(cd): 511.891

Angle of maximum intensity: C=0.0 γ =0.0

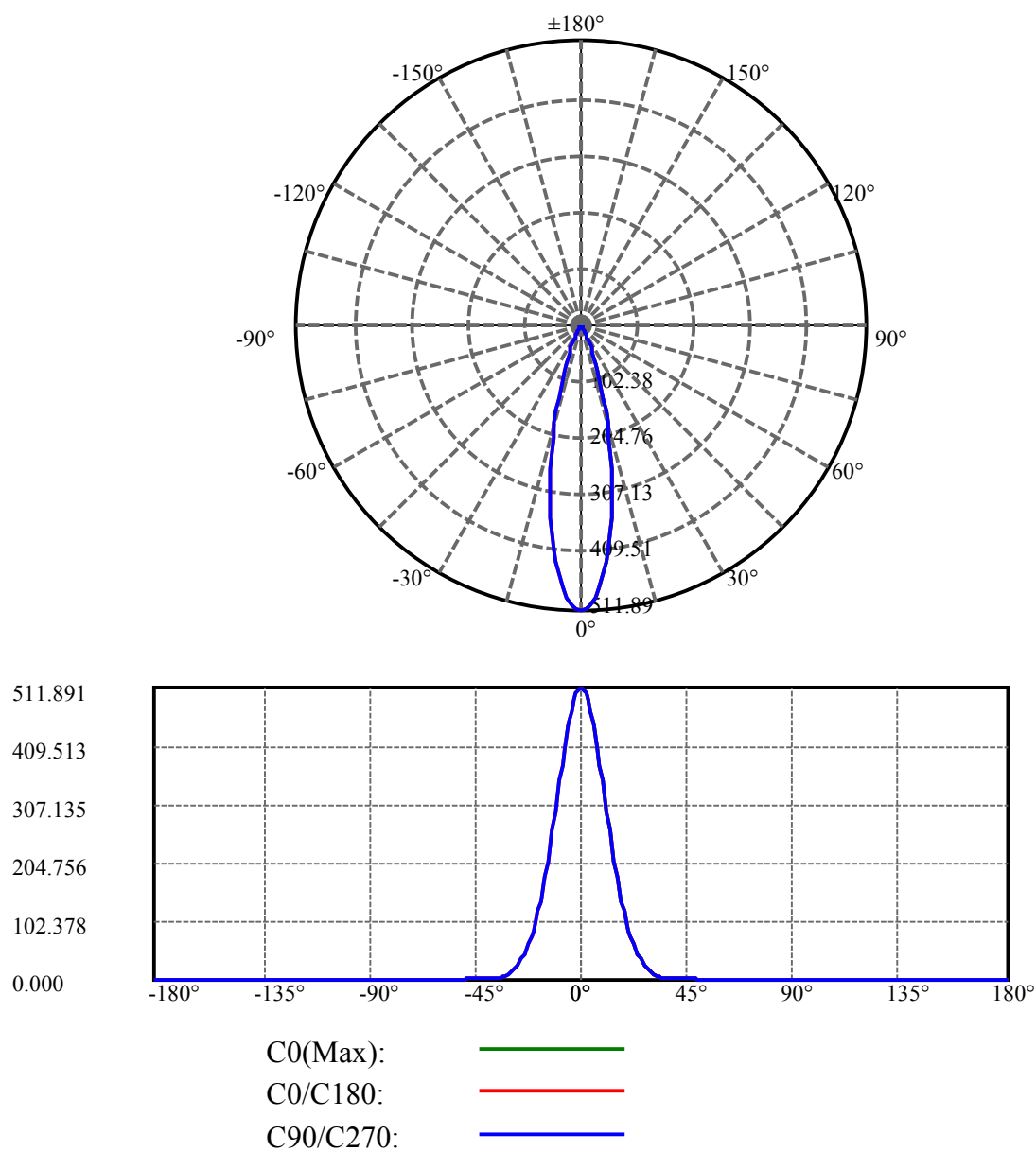
Beam angle of C0 plane : 24.54

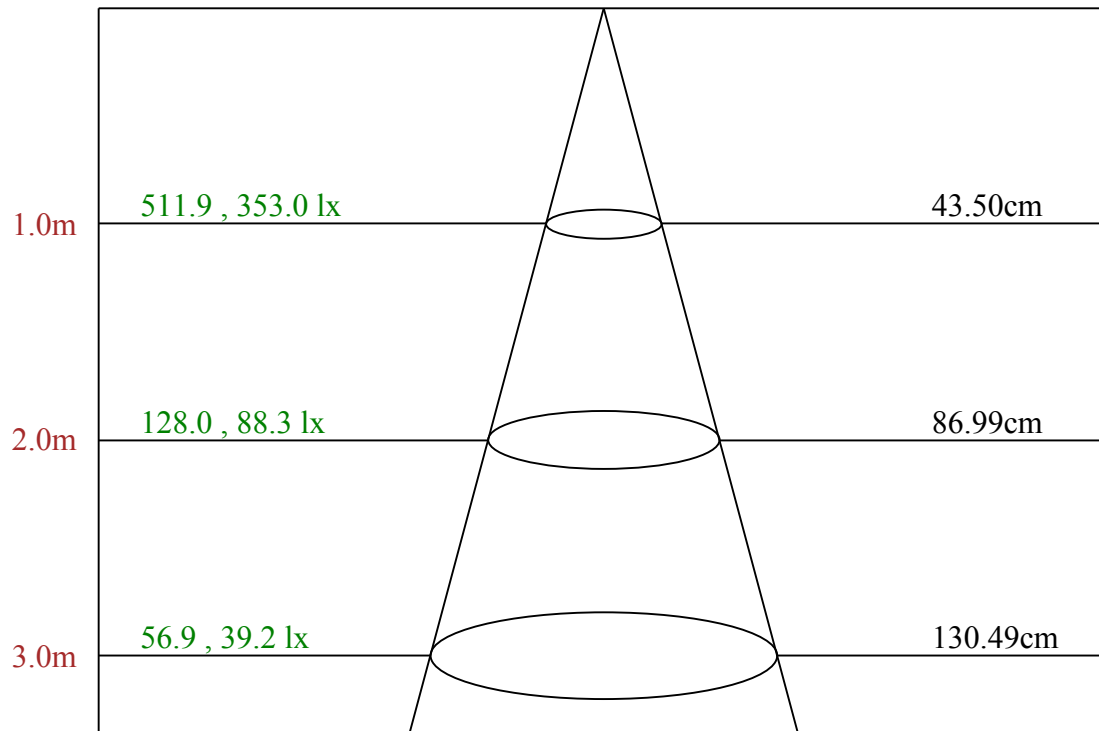
Aveage BeamAngle(IEC 61341):24.54

Equipment: equipamento lumini
Temperature(°C): 25.5

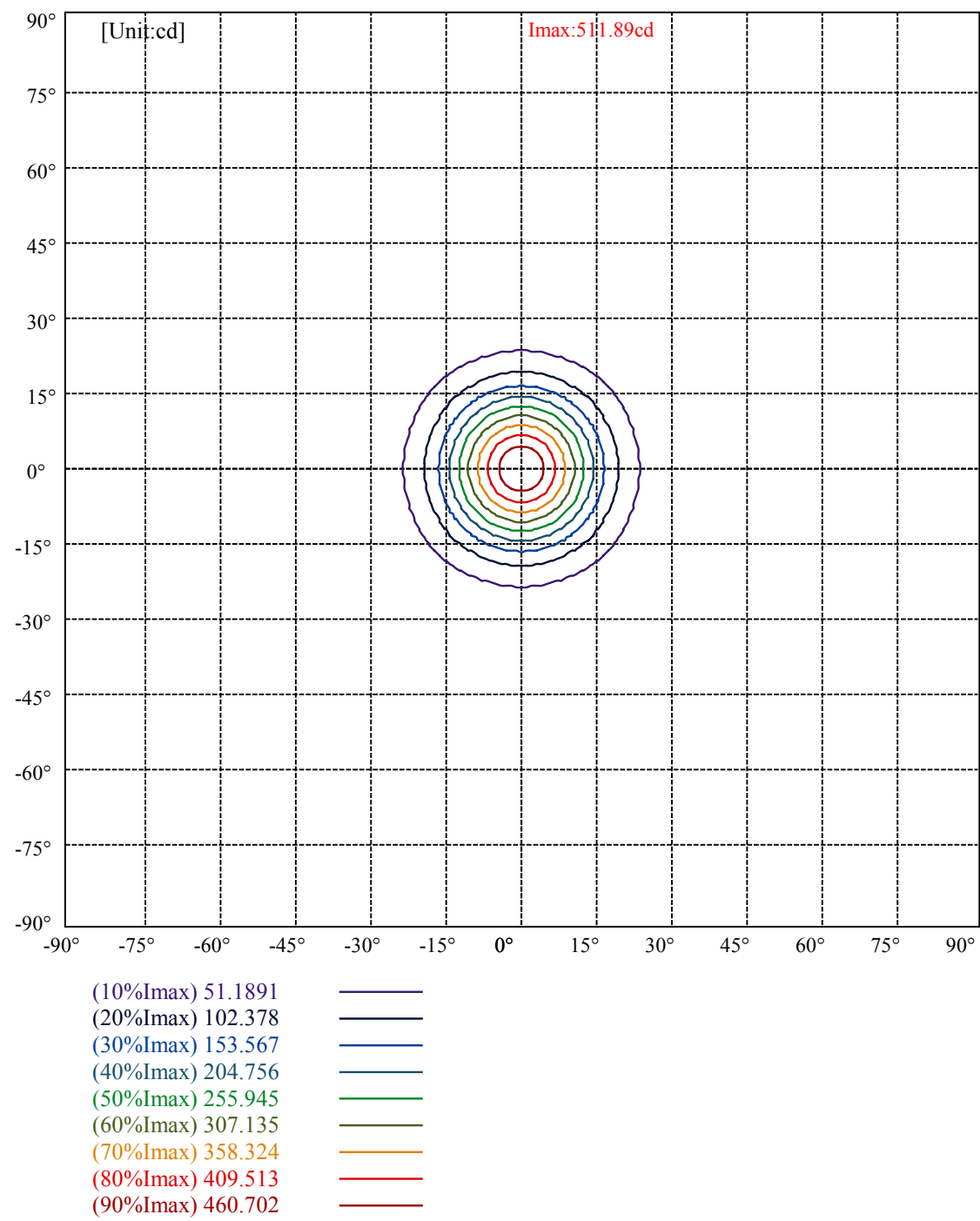
Date: 19/03/2025
Humidity(%): 55.0%

Operator: 01
Distance(m): 6.90





Max , Ave Beam angle of C0 plane 24.54



Luminance Table

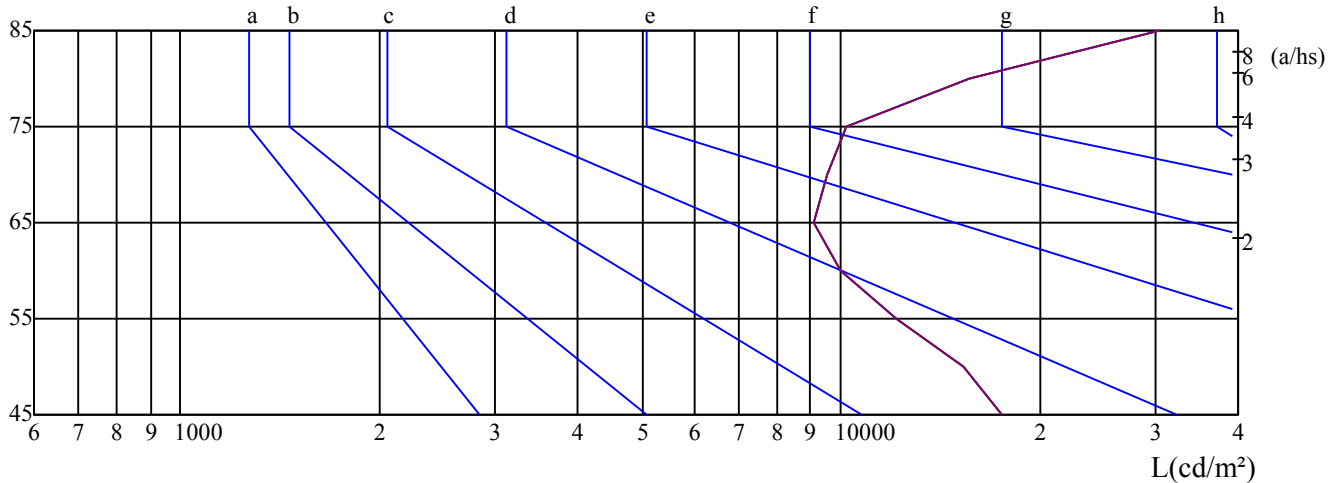
γ	45	50	55	60	65	70	75	80	85
C0	17592	15302	12177	10001	9095	9546	10220	15708	30348
C45	17592	15302	12177	10001	9095	9546	10220	15708	30348
C90	17592	15302	12177	10001	9095	9546	10220	15708	30348

L(Hor)(65)	L(Ver)(65)	L45(65)	L(Hor)(75)	L(Ver)(75)	L45(75)	L(Hor)(85)	L(Ver)(85)	L45(85)
9095	9095	9095	10220	10220	10220	30348	30348	30348

Glare Table

Glare	Quality	Service Values Illuminance(lx)							
1.15	A	2000	1000	500	≤ 300				
1.5	B		2000	1000	500	≤ 300			
1.85	C			2000	1000	500	≤ 300		
2.2	D				2000	1000	500	≤ 300	
2.55	E					2000	1000	500	≤ 300
		a	b	c	d	e	f	g	h

Luminance Limiting Curve

 $\gamma(^{\circ})$ 

C0 ———

C45 ———

C90 ———

Illumination assessment according UGR											
Rf of Ceiling	70	70	50	50	30	70	70	50	50	30	
Rf of Wall	50	30	50	30	30	50	30	50	30	30	
Rf of Floor	20	20	20	20	20	20	20	20	20	20	
Room dimensions		Viewed crosswise					Viewed endwise				
X	Y										
2H	2H	11.56	12.47	11.97	12.83	13.20	12.83	13.74	13.24	14.10	14.47
	3H	12.54	13.35	12.97	13.73	14.13	13.68	14.48	14.11	14.87	15.27
	4H	13.26	14.00	13.70	14.41	14.83	14.15	14.90	14.60	15.30	15.72
	6H	14.29	14.97	14.75	15.40	15.85	14.90	15.59	15.37	16.01	16.46
	8H	14.98	15.63	15.45	16.06	16.53	15.40	16.05	15.86	16.48	16.94
	12H	15.88	16.50	16.35	16.94	17.41	16.20	16.82	16.67	17.25	17.73
4H	2H	11.87	12.61	12.31	13.01	13.44	12.95	13.70	13.39	14.10	14.52
	3H	13.14	13.77	13.61	14.21	14.68	14.06	14.69	14.53	15.13	15.60
	4H	14.11	14.65	14.59	15.11	15.62	14.74	15.29	15.22	15.75	16.25
	6H	15.35	15.82	15.86	16.32	16.82	15.73	16.21	16.24	16.70	17.21
	8H	16.21	16.66	16.74	17.16	17.68	16.42	16.86	16.95	17.36	17.89
	12H	17.31	17.72	17.84	18.21	18.78	17.46	17.87	17.99	18.36	18.93
8H	4H	14.46	14.90	14.98	15.40	15.93	15.00	15.44	15.53	15.94	16.47
	6H	16.01	16.37	16.56	16.89	17.46	16.28	16.64	16.83	17.16	17.72
	8H	17.15	17.45	17.72	18.01	18.56	17.27	17.57	17.84	18.13	18.68
	12H	18.51	18.74	19.09	19.30	19.87	18.59	18.82	19.17	19.38	19.95
12H	4H	14.56	14.97	15.09	15.46	16.03	15.09	15.49	15.62	15.99	16.56
	6H	16.29	16.59	16.86	17.15	17.70	16.54	16.84	17.11	17.40	17.95
	8H	17.51	17.74	18.09	18.29	18.87	17.62	17.85	18.20	18.40	18.98
Variation with the observer position at spacings:											
S = 1.0H		1.6/-1.0					1.6/-1.0				
S = 1.5H		2.1/-1.2					2.1/-1.2				
S = 2.0H		2.7/-1.2					2.7/-1.2				
Standard tables:		BKBF					BKBF				
Uncorrected UGR		1.4					1.4				

依据CIE Publ. 117 计算 UGR, S/H = 0.25